
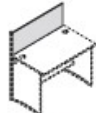


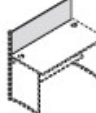
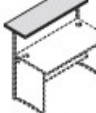

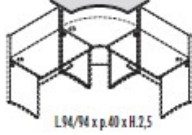
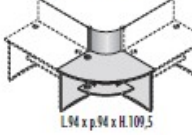
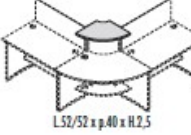
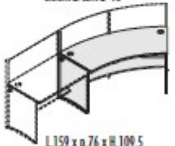
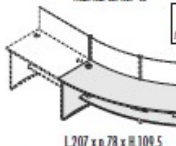

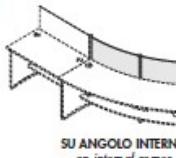



RECEPTION EASY



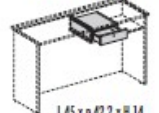
ART. 570 RECEPTION LINEARE L.100 Linear reception w 390/2 COMPLETARE SEMPRE CON PANNELLO SUPERIORE ART. 577 E MENSOLO ART. 583 to be always completed with upper panel art. 577 and shelf art. 583	ART. 577 PANNELLO SUPERIORE L.100 upper panel w 390/2	ART. 583 MENSOLO L.100 shelf w 390/2	ART. 572 RECEPTION LINEARE L.120 Linear reception w 470 COMPLETARE SEMPRE CON PANNELLO SUPERIORE ART. 578 E MENSOLO ART. 584 to be always completed with upper panel art. 578 and shelf art. 584	ART. 578 PANNELLO SUPERIORE L.120 upper panel w 470	ART. 584 MENSOLO L.120 shelf w 470
 L.100 x p.64 x H.109,5	 L.97,4 x p.0,5 x H.39	 L.100 x p.40 x H.2,5	 L.120 x p.64 x H.109,5	 L.117,4 x p.0,5 x H.39	 L.120 x p.40 x H.2,5

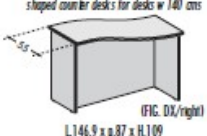
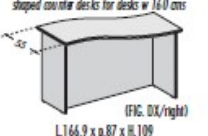

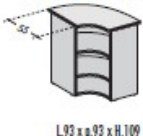
ART. 580 ANGOLO ESTERNO 90° external corner 90° COMPLETARE SEMPRE CON MENSOLO ART. 585 to be always completed with shelf art. 585	ART. 585 MENSOLO PER ANGOLO ESTERNO 90° shelf for external corner 90°	ART. 581 ANGOLO INTERNO 90° internal corner 90° COMPLETARE SEMPRE CON MENSOLO ART. 586 to be always completed with shelf art. 586	ART. 586 MENSOLO PER ANGOLO INTERNO 90° shelf for internal corner 90°
 L.76 x p.76 x H.109,5	 L.94/94 x p.40 x H.2,5	 L.94 x p.94 x H.109,5	 L.52/52 x p.40 x H.2,5


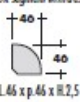
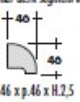
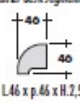
ART. 575 ANGOLO ESTERNO 45° external corner 45° COMPLETARE SEMPRE CON COPPIA DI PANNELLI SUPERIORI ART. 579 E MENSOLO ART. 587 to be always completed with set of 2 upper panels art. 579 and shelf art. 587	ART. 576 ANGOLO INTERNO 45° internal corner 45° COMPLETARE SEMPRE CON COPPIA DI PANNELLI SUPERIORI ART. 579 E MENSOLO ART. 587 to be always completed with set of 2 upper panels art. 579 and shelf art. 587
 L.159 x p.76 x H.109,5	 L.207 x p.78 x H.109,5

ART. 579 COPPIA DI PANNELLI SUPERIORI PER ANGOLO 45° set of 2 upper panels for corners 45°	ART. 587 MENSOLO PER ANGOLO 45° shelf for corners 45°	ART. 589 KIT 1 MONTANTE + N°2 MENSOLE TERMINALI KIT 1 upright + 2 terminal shelves
 SU ANGOLO ESTERNO on external corner	 SU ANGOLO INTERNO on internal corner	 SU ANGOLO ESTERNO on external corner

Mod. ASK PER SCRIVANIE E CONTENITORI: OXI, FORMAT E CONTENITORI UNIVERSALI OYO for desks and cabinets: OXI, FORMAT and universal cabinets OYO

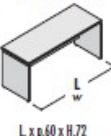
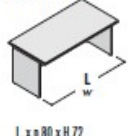
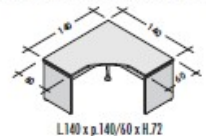
ART. 140  L.96,9 x p.55 x H.109	ART. 141  L.106,9 x p.55 x H.109	BANCONI PER SCRIVANIE counter desks for desks L.126,9 ART. 142 L.146,9 ART. 143 L.166,9 ART. 144 L.186,9 ART. 145	ART. 152 CASSETTINO SUPPLEMENTARE CON SERRATURA PER BANCONI LINEARI ART. 140-141-142-143-144-145 additional little drawer with lock for linear counter desks ART. 140-141-142-143-144-145  L.45 x p.42,2 x H.14
--	---	--	--

ART. 146DX (right)-147SX (left) BANCONI SACOMATI PER SCRIVANIE L.140 shaped counter desks for desks w 140 cms  L.146,9 x p.87 x H.109	ART. 148DX (right)-149SX (left) BANCONI SACOMATI PER SCRIVANIE L.140 shaped counter desks for desks w 140 cms  L.146,9 x p.87 x H.109	ART. 150 ANGOLO INTERNO BANCONO 90° internal 90° counter desk segment  L.93 x p.93 x H.109	ART. 151 ANGOLO ESTERNO BANCONO 90° external 90° counter desk segment  L.93 x p.93 x H.109
--	--	--	---

ART. 153 PIANETTO PER ANGOLO BANCONO CON SCRIVANIE PROFONDITA' CM 60/60 shelf for counter desk segment with desks deep 60/60 cms  L.46 x p.46 x H.2,5	ART. 154 PIANETTO PER ANGOLO BANCONO CON SCRIVANIE PROFONDITA' CM 80/80 shelf for counter desk segment with desks deep 80/80 cms  L.46 x p.46 x H.2,5	ART. 155DX (right) PIANETTO DX DI RIDUZIONE PER ANGOLO BANCONO CON SCRIVANIE PROFONDITA' CM 80/60 right reduction shelf for counter desk segment with desks deep 80/60 cms  L.46 x p.46 x H.2,5	ART. 156SX (left) PIANETTO SX DI RIDUZIONE PER ANGOLO BANCONO CON SCRIVANIE PROFONDITA' CM 80/60 left reduction shelf for counter desk segment with desks deep 80/60 cms  L.46 x p.46 x H.2,5
--	--	--	--

N.B. I pianetti sono utilizzabili per raccordare scrivanie che appartengono SOLO al modello OXI - ART. The shelves can be used to join OXI desks only.

Mod. OXI

SCRIVANIE PROF. CM 60 desks deep 60 cms  L x p.60 x H.72	L width L.80 ART. 341 L.100 ART. 342 L.120 ART. 343 L.140 ART. 344 L.160 ART. 345 L.180 ART. 346	SCRIVANIE PROFONDITA' CM 80 desks deep 80 cms  L x p.80 x H.72	L width L.80 ART. 351 L.100 ART. 352 L.120 ART. 353 L.140 ART. 354 L.160 ART. 355 L.180 ART. 356	WORKSTATION SIMMETRICA 140x140 CON LATI PROFONDITA' CM 60 symmetrical workstation 140 x 140 with deep sides 60 cms  L.140 x p.140/60 x H.72
--	--	--	--	---